

OPTIMIZING CULTURE SYSTEMS

Elevating Outcomes with Trusted Culture Solutions



CooperSurgical®

Rooted in Excellence

Consistent Quality

Delivering safe, consistent, and high-performance embryo culture media.

Upholding strict QC standards and advanced laboratory technologies, supported by relevant accreditations.

Ensuring every batch of media is rigorously tested, verified, and traceable for clinical reliability.

Improving Sustainability

At CooperSurgical, we're committed to advancing sustainability without compromising performance.

That's why we've introduced the Renewable Cooler, a next-generation cooler, offering our clients' IVF clinics a reliable, environmentally conscious option for IVF media transportation.



The Renewable Cooler



Sustainable Materials

Made with 85% renewable, upcycled plant fibers¹



Reliable Cold Chain Performance

Validated to maintain a consistent 2–8°C,¹ supporting global IVF media requirements



Engineered for Efficiency

Optimized pack-out configurations align with order sizes and seasonal temperature variations¹



Optimizing Culture Systems

Let CooperSurgical Help.

CooperSurgical provides a comprehensive suite of high-quality solutions, including culture media, oils, dishware, and incubators, supported by a team of specialists who partner with IVF clinics to help improve culture systems.

Our expert team can provide support with:

- Workflow reviews
- pH testing
- Setting up media evaluations
- Troubleshooting
- Advice on laboratory design
- In-clinic training



The primary purpose of a culture system is to create an environment that minimizes stress on gametes and embryos *in vitro*.² By providing energy substrates and nutrients,^{3,4} culture media plays a vital role in supporting embryo development and helping to optimize clinical outcomes in the ART laboratory.

Culture Sensitivity

Culture systems are highly sensitive to factors like air quality, gas mix, temperature and laboratory environment.⁵

Small variations in these elements can impact pH, osmolarity and ultimately outcomes, making optimal control essential.



global™ total™ LP Medium

The Pioneer in Single-Step Media Formulation

LifeGlobal™ medium is the first commercially available single-step medium for IVF; global™ total™ LP medium is designed with the nutritional needs of the human embryo in mind.^{3,6} It provides an environment to support continuous embryo culture from zygote to blastocyst through to transfer and utilization.^{3,4}

Trusted for decades, choose LifeGlobal™ media for consistent, reliable performance.

- Ready-to-use with 5 mg/mL HSA
- Multiple bottle sizes offer flexibility to fit every workflow
- Family foundation: The same base media formulation as:
 - global total LP Fertilization
 - global total LP with HEPES



**LEARN
MORE**



SAGE 1-Step™ Medium

A Refined, Robust, Single-Step Medium with Hyaluronan


SAGE 1-Step™ medium is a single-step media that supports consistency, reliability, and confidence in the laboratory.

This medium is designed with an optimized combination of nutrients, amino acids, antioxidants and macromolecules.^{3,6,8} A high ratio of magnesium to calcium is beneficial to embryo development and viability.⁹ The combination of hyaluronan and human serum albumin (HSA) in culture medium has been shown to significantly increase embryo development.^{3,7}

SAGE 1-Step™ medium provides an environment to support continuous embryo culture from zygote to blastocyst formation, through to transfer and utilization.^{3,4}

- A high ratio of magnesium to calcium is beneficial to embryo development and viability.⁶
- Ready-to-use with 5 mg/mL HSA
- Multiple bottle sizes offer flexibility to fit every workflow

LEARN
MORE



Integrated Solutions for Culture Optimization



Oils

CooperSurgical offers a broad portfolio of oils with distinct characteristics, enabling you to select the optimal solution for your specific preferences and procedures.

- Our oils are manufactured to the highest industry standards, using pharmacopeia grade materials
- Every batch undergoes rigorous testing, verification, and is fully traceable to help ensure clinical reliability

GPS™ dishes

LifeGlobal GPS Dishes are designed by embryologists for embryologists.

LifeGlobal GPS Dishes were the first dishes specifically designed to meet the unique requirements of the IVF laboratory. All GPS dishes have structured micro wells with concave bottom. The seven different dish designs are suitable for a broad the of IVF procedures.


- All GPS dishes are CE marked and FDA cleared.
- Time saving through easier and faster embryo location.¹⁰
- Breathable packaging reduces off-gassing time and minimizes the introduction of VOCs to the culture system.

G210 InviCell™ Incubator

The K-Systems G210 InviCell incubator is designed with individual culture chambers and accurate control of pH levels, gas, and temperature, which helps to reduce gamete and embryo stress from environmental changes.^{1,12}

The G210 InviCell supports a stable incubation process through consistent temperature and gas management.¹

- Compact footprint¹
- Low gas consumption¹
- Individual culture chambers¹



Best In Class Portfolio

Single-Step Culture Media

Product	Order Code	Volume (mL)	HSA mg/mL
global™ total™ LP	H5GT-010	10	5 mg/mL
global™ total™ LP	H5GT-030	30	5 mg/mL
global™ total™ LP	H5GT-060	60	5 mg/mL
SAGE 1-Step™	67010010	10	5 mg/mL
SAGE 1-Step™	67010060	60	5 mg/mL

Oils

Product	Order Code	Volume (mL)	Specification
LifeGlobal™ LifeGuard™ Oil	LGUA-100	100	Heavy
LifeGlobal™ LifeGuard™ Oil	LGUA-500	500	Heavy
LifeGlobal™ LifeGuard™ Oil	AMLG-100*	100	Heavy
LifeGlobal™ LiteOil™	LGOL-100	100	Medium Heavy
LifeGlobal™ LiteOil™	LGOL-500	500	Medium Heavy
LifeGlobal™ LiteOil™	AMLO-100*	100	Medium Heavy
LifeGlobal™ Paraffin Oil P.G.	LGPO-100	100	Light
LifeGlobal™ Paraffin Oil P.G.	LGPO-500	500	Light
LifeGlobal™ Paraffin Oil P.G.	AMPO-100*	100	Light
SAGE™ Oil for Tissue Culture	ART-4008-P	100	Light
SAGE™ Oil for Tissue Culture	ART-4008-5P	500	Light
ORIGIO™ Liquid Paraffin™	10100060	60	Light
ORIGIO™ Liquid Paraffin™	10105060	5×60	Light
ORIGIO™ Liquid Paraffin™	10100500	500	Light

*Amber bottle

Dishes

Product	Order Code	Unit
Mini GPS™ 38	MI38-010	1 Sleeve of 10
38Special GPS™	SP38-010	1 Sleeve of 10
µDrop GPS™	MGPS-010	1 Sleeve of 10
4-Well GPS™	4GPS-010	1 Sleeve of 10
Embryo Corral™	EMBC-010	1 Sleeve of 10
Embryo GPS™	EGPS-010	1 Sleeve of 10
Universal GPS™	UGPS-010	1 Sleeve of 10

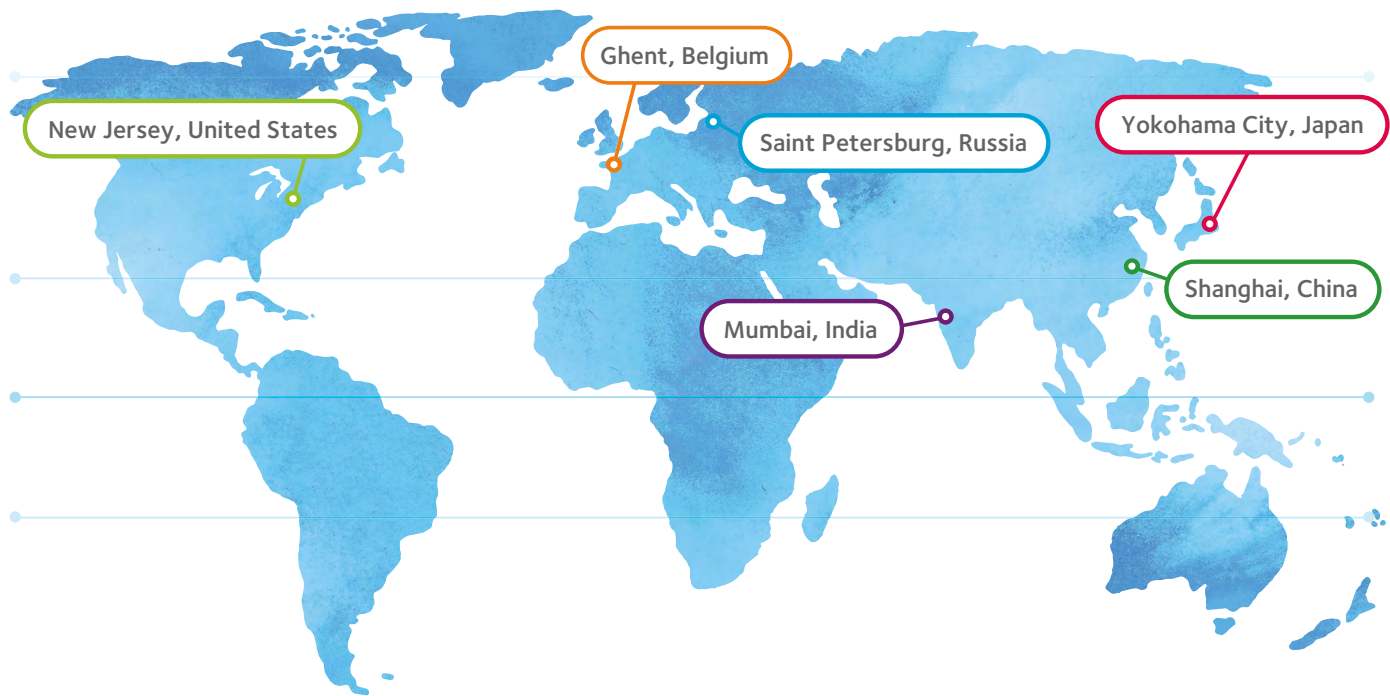


EXPERT GUIDANCE

Train with CooperSurgical to help optimize your performance, learn new skills and network with international peers.

We invite customers and partners to learn new techniques and share best practices in our fully equipped laboratories.

We provide evidence-based training by skilled, experienced embryologists which includes demonstrations and hands-on training in a comprehensive range of ART techniques and procedures.



References

1. CooperSurgical Internal Data.
2. Swain, J.E. (2012) Media Composition: pH and Buffers. *Methods in Molecular Biology*, vol. 912, pp. 161-175.
3. Lane, M. and Gardner, D.K. (2007) Embryo culture medium: which is the best? *Best Practice & Research Clinical Obstetrics and Gynecology*. Vol. 21, No. 1, pp. 83e100.
4. Gruber, I., and Klein, M. (2011) Embryo Culture media for human IVF: which possibilities exist? *J Turk Ger Gynecol Assoc.*1;12(2):110-117.
5. Cairo Consensus Group (2020) There is only one thing that is truly important in an IVF laboratory: everything' Cairo Consensus Guidelines on IVF Culture Conditions. *Reproductive BioMedicine Online*, 40, pp. 33-60.
6. Quinn, P. (2012) Culture Systems: Sequential Embryo Culture: Methods and Protocols. *Methods in Molecular Biology*. Vol. 912, pp: 211-230.
7. Fouladi-Nashta, A.A., et al. (2017) Regulation and roles of the hyaluronan system in mammalian reproduction. *Reproduction*, Feb; 153, pp. R43-R58.
8. Agarwal, A., et al. (2014) Utility of antioxidants during assisted reproductive techniques: an evidence-based review. *Reprod Biol Endocrinol.* 12:112.
9. Lane, M. and Gardner, D.K. (2000) Regulation of Ionic Homeostasis by Mammalian Embryos. *Seminars in Reproductive Medicine*. Volume 18, Number 2, pp. 195-204.
10. Swain, J.E. and Smith, G.D. (2011) Advances in embryo culture platforms: novel approaches to improve preimplantation embryo development through modifications of the microenvironment. *Human Reproduction Update*, Vol.17, No.4 pp. 541-557.
11. K-Systems G210 InviCell™ User Manual.
12. Swain, J.E. (2010) Optimizing the culture environment in the IVF laboratory: impact of pH and buffer capacity on gamete and embryo quality. *Reproductive BioMedicine Online*, 21; 6-16.
13. Fujiwara, M., et al. (2007) Effect of micro-environment maintenance on embryo culture after in-vitro fertilization: comparison of top-load mini-incubator and conventional front-load incubator. *J Assist Reprod Genet* 24:5-9.